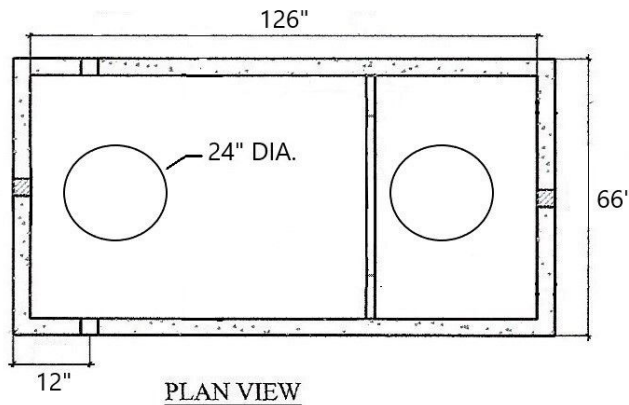


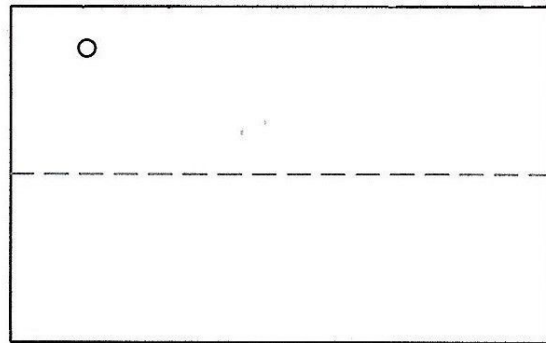
SECTION A-A



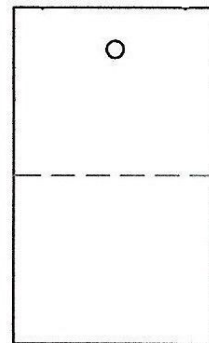
PLAN VIEW

NOTES:

1. CONCRETE STRENGTH = MIN. 4500 PSI
2. STRUCTURAL FIBER REINFORCEMENT
3. MASTIC SEALANT IN TANK JOINT
4. POLYLOK PIPE SEAL INLETS CAST-IN
5. 4" RUBBER BOOT OUTLET
6. MODIFICATIONS MADE UPON REQUEST



SIDE VIEW



FRONT VIEW

APPROX. WEIGHT:

TOP = 5550
 BOTTOM = 5570
 TOTAL = 11120

GAL. PER IN = 32
 ACTUAL GAL. TO OUTLET = 1742
 FULL CAPACITY = 1838

LAKESIDE PRECAST

ABINGDON, VIRGINIA
 PH: 276-628-2472

1500 GAL. MS GREASE TANK 2 COMP

Date 07/12/2021
 RPAW

Scale
 Not To Scale

Sheet
 1