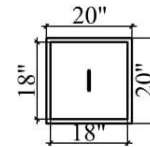
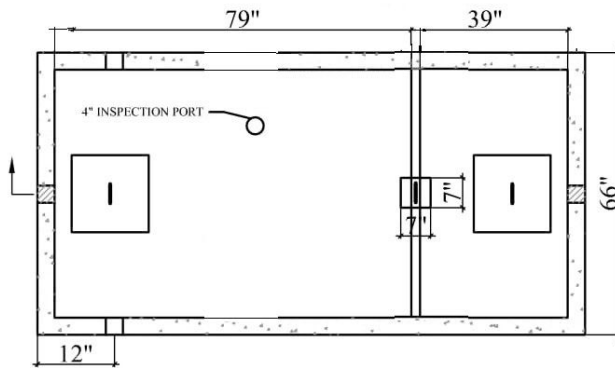


SECTION A-A



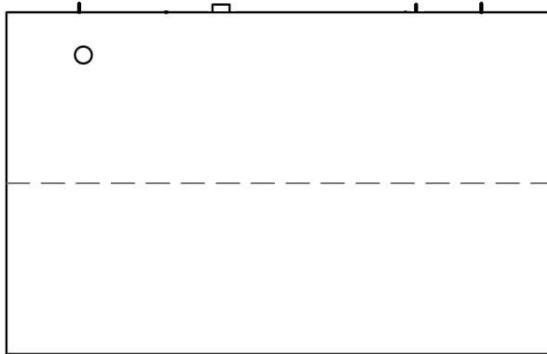
TYPICAL LID



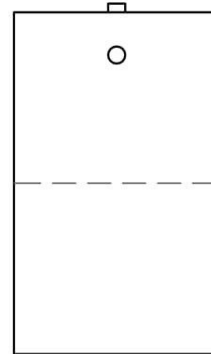
PLAN VIEW

NOTES:

1. CONCRETE STRENGTH = MIN. 4500 PSI
2. STRUCTURAL FIBER REINFORCEMENT
3. "POLYLOK" PIPE SEALS CAST IN TANK
4. MASTIC SEALANT IN TANK JOINT
5. 3" WALL THICKNESS
6. MANHOLE PLASTIC HANDLES
7. OUTLET "Y" RUBBER BOOT (POLYLOK-PIPE SEAL)



FRONT VIEW



SIDE VIEW

APPROX. WEIGHT:

TOP = 5640 lb  
 BOTTOM = 5640 lb  
 TOTAL = 11280 lb

GAL. PER IN = 32

ACTUAL GAL. TO OUTLET = 1742  
 FULL CAPACITY = 1838

**LAKESIDE PRECAST**

ABINGDON, VIRGINIA  
 PH: 276-628-2472

**1500 Gal. MS Tank 2 Comp**

Date  
 July 30, 2020

Scale  
 Not To Scale

Sheet  
 1